

Positive Water Make Every Drop Count

Positive Water is the Solution to Your Calcium (Hard Water) problems.

- The Positive Water Controller begins to work immediately after installation
- Dissolve Hard Water build up and spots in 5 to 45 days
- Lengthen the life of your plumbing affordably
- Save money and time



What water softeners wanted to be, the Positive Water Controller delivers.

- Positive Water treats your water directly making your water work for you
- No extra plumbing, easily installed
- Affordable long term solution to hard water is positive water



The purpose of the Positive Water Controller is to make every drop of water count.

Water is a valuable resource, we all depend on it everyday of our lives and wasting water you lose money and a resource. Positive Water offers the solution to your hard water problems in maintenance, materials, and overhead costs.

Save thousands of dollars, if not millions, by using the Positive Water Controller. Start today to save money and resolve your war on calcium by emerging as the victor.

Please Contact Us For A FREE Consultation!

**Boyett Family Rayne Water Conditioning
38 E. 5th Ave. - Mesa, AZ 85210**

Phone: 480-969-7251 or Hayden Boyett Cellphone: 602-291-4157

9/4/09

In working with EM Solution on our property I am noticing a huge difference in our water throughout the building. The first thing we had noticed was a difference in was our pool water. With just a regular filtration system our water was cloudy and murky, within a week I noticed how much clearer our water was getting. Also, our windows had accumulated quite a bit of build up on them from pool water splashing on them and drying on the surface. I was amazed when water directly from the pool was being used to break up this build up and remove all the spots on the glass and the frames. They now wipe clean with no problem and just generally look cleaner.

My Maintenance and Housekeeping crew have also noticed differences in cleaning rooms and restrooms. Our showers have glass doors and chrome fixtures and the water spots are wiping of more easily than before. The buildup around our sink drains is now gone.

Overall this product had shown to be very effective. It has made our jobs easier and the appearance of our hotel brighter. Thank you for this opportunity to try your product.

Anna Puskarov
General Manager

SpringHill Suites by Marriott
3101 E. Andy Devine Ave.
Kingman, Az 86401



Marriott Hotel Kingman, AZ



“In working with EM Solution on our property I am noticing a huge difference in our water throughout the building.”
Anna Puskarov, Gen Mgr

“The first thing we had noticed a difference in was our pool water. With just a regular filtration system our water was cloudy and murky and within a week I noticed how much clearer our water was getting. The windows and ledges had accumulated quite a bit of build up from pool water splashing on them and drying on the surface. I was amazed when water directly from the pool (treated with the EM Controller) was used to break up the build up and remove the spots on the glass and frames.”



“My maintenance and Housekeeping crew have also noticed differences in cleaning rooms and restrooms. Our showers have glass doors and chrome fixtures and the water spots are wiping off more easily than before. The build up around our sink drains are now gone.” Anna Puskarov, General Manger



“Over all this product had shown to be very effective. It has made our jobs easier and the appearance of our hotel brighter” Anna Puskarov, General Manager

GLENDALE CHIEF ENGINEER

From: GLENDALE RI DOH
Sent: Wednesday, December 23, 2009 1:25 PM
To: GLENDALE CHIEF ENGINEER; GM GLENDALE RIBM
Subject: Water

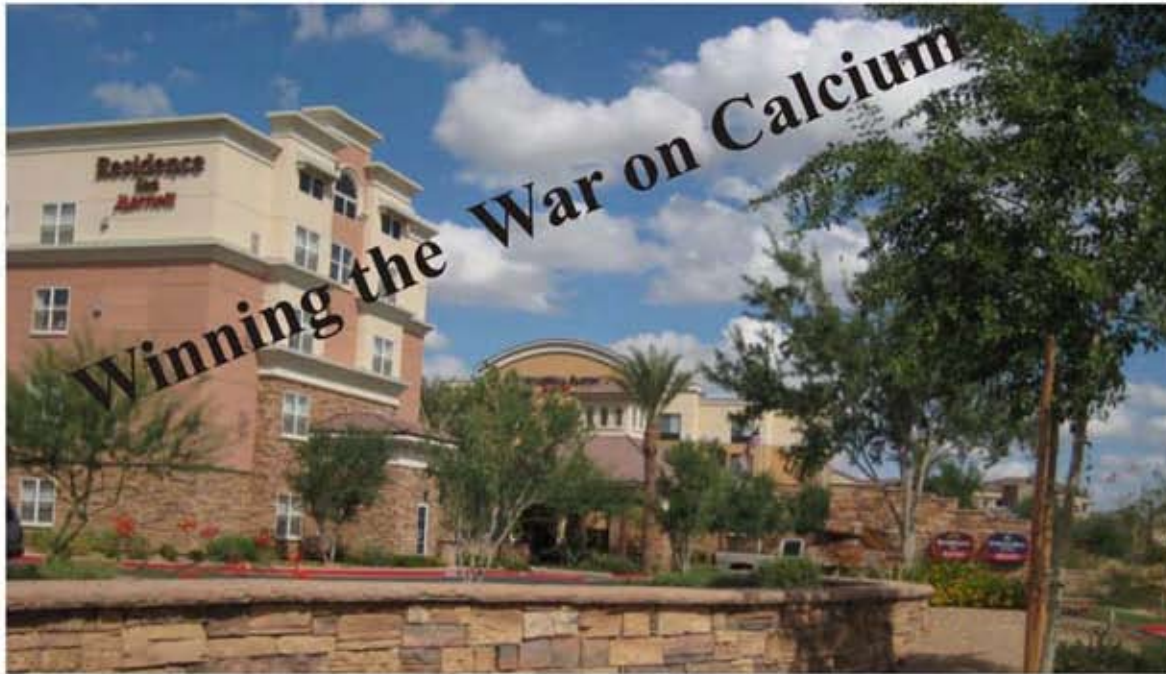
Gil,

There's a big difference in water testing from Residence Inn and Springhill Suites, the water taste different at Springhill Suites also the linen are stiff at SHS is there something that you did at Residence Inn that you could do at Springhill. Try the water at both properties also get the water readings from both hotels. Please let me know so we could be on the same page.

Thank you,

Violeta Jimenez
Director of Housekeeping
Residence Inn & SpringHill Suites Glendale
623-772-8900 ext 4007
623-772-9200 ext 4007
doh.phxgi@rhwhotels.com
www.residenceinnglendale.com
www.springhillsuitesglendale.com
[https://mail.rhwhotels.com/exchweb/bir/redirect.asp?](https://mail.rhwhotels.com/exchweb/bir/redirect.asp?URL=http://blinkeyeproduction.com/rishglendale.html)
[URL=http://blinkeyeproduction.com/rishglendale.html](http://blinkeyeproduction.com/rishglendale.html)

MARRIOTT RESIDENCE INN



An Ongoing Study comparing Marriott Residence Inn (with EM Equip.) to the Marriott Springhill Suites (w/o EM Equip). Both Hotels have installed water softeners .

Marriott Hotel's water softener treats all the water to the rooms, kitchen laundry, pool, spa and fountain. The most obvious problem was the build-up of sodium in the pool, spa and fountain. The purpose of the study was to see if the EM Controller would dissolve the sodium build-up and eliminate the need for a water softener. The Director of Engineering, adjusted the softener to by-pass the cold water lines and soften only the hot water. In addition, the salt setting was set to reduce salt usage from 100% to 30 %. *Housekeeping was not told of the change.* Raw water tested 16 grains; **With EMC installed and a 70% salt reduction, water tested 0 to 4 grains hard.**



EM Controllers were installed 10-23-2009, on the main water line, the water heater, the pool, the spa and the fountain.



On 12-23-09, DOH sent an E-Mail to the Director of Engineering asking to test the water at both hotels because the water tasted different and the linens were stiff at the SHS. She wanted to know, "Is there something different that you did at the Residence Inn that you can do at the



Where chemicals and power spraying failed, the EM Controller treated water started removing the sodium naturally after six weeks.

Before



After



In just three weeks, the sodium build-up in the pool and spa was soft enough to clean with a non-scratch sponge pad. Chlorine usage was reduced 66% and still maintained 4.ppm to 5.ppm of chlorine. Water clarity improved and pool maintenance time reduced.

Known savings: 10 gallons chlorine/day (during swim season)
\$200 monthly salt savings





November 12, 2009

To Whom It May Concern:

I am writing this letter to recommend the Positive Water EM Controller as an effective method to maintain proper calcium levels in pool water and to reduce the effects of calcium build up on the pool deck and areas. There has been a difference in just one month of using the Positive Water EM Controller in the pool water clarity. There has also been a notable decrease in the calcium build up on the pool deck. These same areas in the past were very stubborn and difficult to remove but now they clean with ease.

Another positive effect from the magnetic product was a reduction in the pool calcium levels. Normally the calcium reading on our electronic monitor system was high. Since using the product the levels are now within proper range.

If I can be of any other assistance, please feel free to contact me at (801)852-7601.

Sincerely,

Cathy Smits
Aquatic Director
Provo City
csmits@provo.utah.gov

Provo Recreation Center

1155 North University Ave.
Provo, Utah 84604

Ph: (801)852-6610
Fax: (801) 852-6599
Parks.provo.org



Before



After



June 10, 2010

We recently conducted a test of the EM Controller at our Courtyard by Marriott in Thousand Oaks, California. As the General Manager of a hotel, I hear from salesman everyday about new products that will, "save me money" and I am typically very hesitant to try. This product caught my attention and I visited with my staff and we put it to the test. Our area is known for having generally good water so we turned off our soft water system for 4 weeks to conduct the test. The only thing we told our executive housekeeper was that we were trying a new product and we wanted to see if there were any changes in her department. Within a week she noticed that the water spots on the chrome in the guest rooms was easily wiped off. A few weeks later she reported the towels and linen felt softer to the touch.

After getting these results we removed our soft water system (and the cost) at the hotel and installed the EM controllers on our pool and spa as well. We also installed the system at another one of our hotels, the Towneplace Suites by Marriott in Thousand Oaks, California, and enjoyed the same results.

A handwritten signature in black ink, appearing to read "Mike Webster".

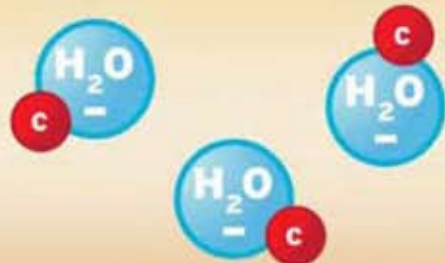
Mike Webster
General Manager

Courtyard by Marriott
Thousand Oaks Ventura County
1710 Newbury Road, Thousand Oaks, CA 91320
Telephone (805) 499 3900 Facsimile (805) 499 3966
Marriott.com/OXRTO

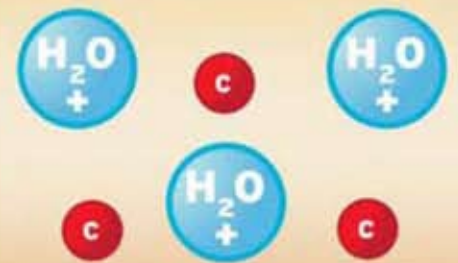
Operated under a license agreement from Marriott International Inc.



positive water



POSITIVE WATER
CONTROLLER



Technical Information on the Positive Water Controller

The Positive Water Controller treats regular water directly through multi-vibration frequency to generate positive water. Positive Water is not soft water, it is better. Soft water, by definition, is water that has calcium or hard water elements removed by a method of ion exchange replacing calcium with sodium or salt. Positive Water is better by treating the water directly with frequency to literally make hard water work for you instead of against you.

How can Hard Water work for you; aren't the calcium and hard water elements still in the water that creates scale in the first place?

No, there are changes that happen immediately to the water after being treated by the Positive Water Controller.

What are those changes?

The first most important change to the water after passing through the Positive Water Controller is that the calcium carbonate is changed into calcium bicarbonate or calcium hydrogen carbonate. Calcium Bicarbonate dissolves calcium carbonate or hard water build up. Now a major difference in the regular process of creating calcium bicarbonate, the water in its now positive state and does not drop out of solution. The water remains in a state that continues to hold the calcium molecule and does not deposit the calcium carbonate after the water has been treated.

The second change is a slight ionization of the water molecule, this is how the water remains in its positive state and literally makes the water positive. This ionic change also helps in de-scaling hard water build-up along with the calcium bicarbonate.

The third change in the water prevents the calcium carbonate from adhering to surfaces. It is a process of nucleation. The release of (CO₂) Carbon Dioxide and (H) Hydrogen from the frequency treatment causes the calcium carbonate to crystallize into aragonite. All three of these processes have additional benefits and effects that happen immediately after being treated by the Positive Water Controller.

How soon will I see results when using the Positive Water Controller?

5 to 45 days to resolve hard water issues using the Positive Water Controller.

It took time to build up the calcium on valves, fixtures, joints, and other places where hard water deposits accumulate. As the treated water of the Positive Water Controller immediately begins to work on dissolving this build up it is reasonable to expect the positive water will take time to affect the build up. In 5 to 45 days the build up should be resolved and your war with calcium is over with you emerging as the victor.

Please Contact Us For A FREE Consultation!

Boyett Family Rayne Water Conditioning
38 E. 5th Ave. - Mesa, AZ 85210

Phone: 480-969-7251 or Hayden Boyett Cellphone: 602-291-4157

POSITIVE WATER CONTROLLER

Installation and Helpful Hints

Faucets- Wipe down fixtures with a damp towel. This will help loosen existing scale. Make sure you wipe the underside of the fixtures. If there is a lot of build up in the plumbing or faucets, you may get some blockage and have to remove and clean the aerator screens.

Swimming Pools/Spas- Maintaining proper pool chemistry is the key to having a sparkling clean pool or spa. Ideal situation would be to remove all scale and balance the water chemistry prior to installing the Positive Water Controller. However, we do not live in an ideal world and it is not always cost effective or convenient to drain a pool. Steps to take after installing your Positive Water Controller:

- For calcium build up raise the water level so treated water covers calcium deposits. Brush the sides of the pool. It may take 4 to 6 weeks before calcium is soft enough to scrap off.
- Balance pool/spa water
- Run filter to turn your pool water 2-1/2 times to fully treat the water. We recommend you run your filter 48 hours.
- Maintain proper chlorine or sanitizer levels.
- The first couple weeks you may need to backwash your filter two or three times a week. Monitor the filters pressure gauge and back wash per manufacturer recommendations.
- Vacuum/brush daily to remove particulates that may rest on bottom of pool
- Until pool is brought to stable chemistry balance and appearance, continue daily testing. Once pool is in balance you should be able to reduce chemical and sanitizing usage.

The **Positive Water Controller** is designed to reduce calcium and other mineral build up and improve solubility of water. It is not a water softener since it does not exchange calcium for sodium but retains and restructures the healthy minerals for easy cleaning. Once installed, the Positive Water Controller starts working as soon as you turn on your water.



Installation

Installation of the Positive Water Controller is simple. There are no pipes to cut. Locate on the pipe where you want the install. Wrap the Positive water Controller pad around the pipe, secure and plug in the transformer. Your positive Water Controller begins working immediately. If you do not have a 110V outlet near by, you can use an extension cord or lengthen the electrical line by splicing in 24 V wire or 18-2 lamp cord. Wire can be up to 50 ft When adding wire make sure positive and negative remain the same.

Installation



Installing the Positive Water Controller on the main will treat all your water inside and outside the home including your irrigation. To install the Controller on the main water line, Wrap the pad around the main water line and secure. In some situations it may be necessary to install below the soil level. We recommend a sprinkler yard box installed above the pad to keep dirt from packing into the controller and for ease of servicing the unit if ever needed.

- 110 Volt outlet must be in a dry or weather proof area
- If no electrical is available outside then find the nearest outlet inside
- drill a small hole through the wall near the base board
- cut the wire and push through hole
- splice wire together (add extra wire if needed). Maintain polarity
- seal hole with putty
- plug transformer into outlet

Hotels/Motels: Install the Controllers on the main water line and the exit lines from the boilers, water heaters or storage tank.

HOUSE: Attach the Controller to the main water line.

Softener: If you desire to retain a water softener, install the Controller around the feed line to the softener. Reduce your salt setting by 50 to 80 %.

Pool: Install the Positive Water Controller between the pump and the filter.

Other: On all water using equipment install the Controller on the main feed line.

Helpful Hints

The **Positive Water Controller** is your solution to Calcium (Hard Water) problems. As soon as it is plugged in, it begins immediately dissolving hard water build up. It lengthens the life of your plumbing and saves money and time.

Hot Water Heater- Flush your hot water heater 30 to 45 days after installation of your system, after 6 months and every 12 months thereafter. The Positive Water Controller softens and dissolves the existing calcium build up. On your first flush you may see soft or pasty calcium. The system is doing its job.

Dish Washer Follow the recommendations of the manufacturer only start off by using **25%** of the recommended amount of detergent. If you start to get large spots on your dishes, that is existing calcium build up in pipes and water heater dissolving. Drain water heater tank immediately. 1/8 cup white vinegar into a small bowl or cup prior to turning on the dishwasher can help during the short cleaning process. Spotting should stop when the pipes are clean. If your dishes still come out cloudy check the following:

- Water temperature (min 140 degrees)
- Reduce amount of soap since treated water works more efficiently
- Flush water heater

Laundry- Reduce soap usage by 50 to 75 percent.. If you still have a full head of suds, reduce soap usage.

Shower- If your shower is new, clean and wax glass doors and panels. Squeegee after each use.

Showers with existing scale, wipe down with wet cloth. Treated water will help remove the built up calcium. Once clean of calcium, wax door and panels. Build-up on and in the shower head will reduce with use. You can speed up the process by using a soft firm brush (such as a finger nail brush) across the openings in the shower head. This will help remove calcium as it softens.

No Salt Electronic Soft Water Accelerator

An alternative to controlling calcium hardness while meeting state and government environmental guidelines.


REDUCE HARSH CHEMICAL USAGE AND SAVE

Another environment APPROVED product by Boyett Family Rayne Water Conditioning

What is the No Salt Electronic Soft Water Accelerator and how does it work?

The Controller is a device delivering multi-vibrational fields designed to reduce calcium and other mineral build up, improve solubility of water, reduce chlorine usage and odor, control algae, extend equipment longevity and reduce maintenance cost. Calcium bicarbonate is essential for healthy pool water. As water flows through a Soft Wave field, calcium carbonate changes to a calcium bicarbonate.

The No Salt Electronic Soft Water Accelerator can be easily installed by any maintenance supervisor or facility engineer. There are no pipes to cut. Wrap the controller around the feed pipe where the water is to be treated and plug in.



The multi-vibrational field moves with the flow of the water aligning the molecules and separating out the calcium. By treating the water instead of the calcium, the water does not bond with the calcium. The calcium crystallizes which starves bacteria and does not allow the calcium to bond in pipes, heaters, equipment or on tile.



What uses does the No Salt Electronic Soft Water Accelerator have?

The No Salt Electronic Soft Water Accelerator can be built to fit any size pipe and is used in both commercial and residential applications. Any area, place, feature, structure or building that uses water can benefit from the accelerator.

A List of just a few facilities using the No Salt Electronic Soft Water Accelerator

- STAYBRIDGE SUITES
- HOLIDAY INN SUITES
- PROVO RECREATION CENTER
- MARRIOTT RESIDENCE INN
- MARRIOTT SPRINGHILL SUITES
- DAYS INN
- BEST WESTERN
- HACIENDA CHAVEZ APARTMENTS
- ROGERS MARKET
- OBA CLEANERS
- FOOD & CARE COALITION
- DOCTORS SURGERY CENTER



Aquatic Center, Provo City, UT



Water clarity is great after one month and calcium level is down. Calcium scale on the tile and deck was hard to remove. Now it cleans with ease. Filters clean in half the time. Cathy Smits, Aquatic Director, Provo, UT



“In working with EM Solution on our property I am noticing a huge difference in our water throughout the building. My Maintenance and Housekeeping crew have also noticed differences in cleaning rooms and restrooms. Our showers have glass doors and chrome fixtures and the water spots are wiping off more easily than before. The build up around our sink drains is now gone. **Pool is crystal clear and we are using less chemicals. Overall this product had shown to be very effective. It has made our jobs easier and the appearance of our hotel brighter.**” Anna Puskarov, General Manager **Marriott Hotel**



StayBridge Suites: Five days after installing the Controllers, calcium easily rubbed off spa & pool tile. After 2 weeks, the water fell was calcium free. Mark, Facility Engineer said pool chemistry was easier to maintain and chlorine usage was reduced 60%.



Marriott Residence Inn. Chlorine usage was reduced 66% while readings remained 4ppm to 5ppm. Mineral buildup in pool and spa easily cleaned after 1 week. Water has a sparkling clarity. Gil, Facility Engineer.



Mojave, AZ. Installed Controller at pump and return line at filter. Picture on right was taken by home owner two days after installation. TDS dropped 300 ppm.

What Other Results Can I Expect from the No Salt Electronic Soft Water Accelerator?

House: Expect water spots to easily wipe off and existing calcium to dissolve. Expect to use less soap and cleaning supplies by 50% or more.

Conditioner: Control calcium without the use of salt or potassium and with zero wasted water. No drain required

Softener: Expect to reduce water and salt usage by 50% or more.

Pool: Expect to reduce chemical usage up to 66%, reduce calcium build up problems on pool tiles, equipment, ionizers and salt generators.

Water Heaters: Expect less maintenance and the reduction of any existing build up.

For information on No Salt Electronic Soft Water Accelerator Water or our other health related products and for ordering please call:

Boyett Family Rayne Water Conditioning
38 E. 5th Ave. - Mesa, AZ 85210

Phone: 480-969-7251 or Hayden Boyett Cellphone: 602-291-4157

No Salt Electronic Soft Water Accelerator

Water Treatment and Conservation using Soft Wave Technology for Pools and Fountains



WIN THE CALCIUM WAR and SAVE ON CHEMICALS and MAINTENANCE

"Making every drop count"